



Hagley Primary School

'Believe, Achieve, Together We Succeed.'

Home learning




Year 2

Wb. 6.07.20

Hello Year 2!

We hope you and your families are continuing to stay well. We hope you enjoyed writing your letter last week, please let us know if you get a reply! We are so proud of everyone and love seeing your posts on Seesaw. Keep up all the hard work.

Maths

	<p>Check you have completed the tasks your teacher has set you on here. Please remember to complete the lesson part first before completing the task. There are games and activities for you to complete at your own pace. New tasks are set at the start of each week. If you have any outstanding work from previous weeks, make sure that these are complete first. Don't forget, there's also the Maths challenges to complete on the Maths section of the website.</p>
	<p>Access the White Rose daily maths via our website. There are five 40-minute sessions for you to complete: one for each day of the week! You could print off the daily worksheet or alternatively, you could use paper once you have seen the questions. Please note: If you are going to use the worksheets and answers, these will now need to be downloaded from our Maths page on the HPS website as they are not accessible via White Rose's website.</p>
	<p>It's important to keep practising the recall of number facts including number bonds to 10, 20 and 100 and the 2, 5, 10 and 3 times tables. Hit the Button is a great way to do this, can you beat your personal best? https://www.topmarks.co.uk/maths-games/hit-the-button</p>

English

This week's English work focuses a new text called Meerkat Mail. Please watch the video of Miss Hadley reading the book on the website first. You might find it beneficial to complete the reading activities before the writing activities.



Please watch the video explaining the task on the website. This includes us modelling an example.

Task 1 - Research

Introduction to Meerkats <https://www.youtube.com/watch?v=er9gET5m8RU>

- Meerkats are part of the mongoose family.
- They live in big family groups (up to 50).
- They live in deserts (mainly in Africa)
- They are about the size of a squirrel.
- They eat beetles, insects, small reptiles, scorpions, fruit and plants.

<https://www.bbc.co.uk/programmes/p027ntk2> (baby Meerkats)

<https://www.bbc.co.uk/programmes/p03pjdcx> (Meerkats working together against a snake)

Task 2 - Plan

Imagine that you are Sunny. Pick a place that Sunny could visit. This could be a place that you know (like your garden or the park) or you might like to use your imagination to make up a place. Think about who he might stay with, what he might do while he was there and why he might leave. Use the plan to record your ideas.

Task 3 - Write

Use your plan to write a postcard or short letter from Sunny to his family. Remember to use adjectives and conjunctions to make your writing interesting and check your punctuation carefully. Share your piece of writing on Seesaw.

Spelling

1. Go onto spelling frame <https://spellingframe.co.uk>
2. Choose Year 2
3. Click play for spelling rule 31
4. Play some of the spelling tile games
5. On Friday complete the test




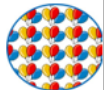
Reading

Watch Miss Hadley reading Meerkat Mail by Emily Gravett.

Task 1

Enjoy listening to the story. Use these questions to help you complete the likes, dislikes, puzzles and patterns sheet. (This can be found on the website)

- Did you enjoy the story?
- What did you like about it?
- Was there anything that you didn't like?
- How did you feel at the beginning, middle and end?
- Do you have any questions?
- Does it remind you of any other stories that you've read?

Likes What did you like? Characters, plot, pictures 	Dislikes What didn't you like? Characters, ending 
Puzzles Did you find something surprising? Is there something you want to know more about? 	Patterns Did you notice any patterns? Is it similar to another story you know? 

Task 2



Complete an emotion graph to show how happy Sunny is feeling each day. Use your inference skills to justify your choice. If you think that he is at his happiest colour in 5, if you think he is at his saddest, colour in 1. A copy of the graph can be found on the website.

5								
4								
3								
2								
1								
Happiness Scale	Beginning	Monday	Tuesday	Wednesday	Thursday	Friday	Saturday	Sunday

It is important that you are still reading at home and you should aim for 15 minutes every day. Also remember it is important to listen to others read to you too.

You have a login for Active Learn (see your bookmark)

<https://www.activelearnprimary.co.uk/login>

Topic

This week we would like you to research Mohandas Gandhi, using this link

<https://www.bbc.co.uk/bitesize/articles/z777xyc>. Read and watch the information about Gandhi's life.

Task 1 – Timeline

Use activity one to put the key events in chronological order. Use this to help you complete a story board of Gandhi's life (template on website).

Suggested events

1. Gandhi was born in 1869 in north-west India.
2. Gandhi was thrown off a train in South Africa, aged 23.
3. He led peaceful protests including the salt march in 1930.
4. He was arrested for 9 months.
5. The British left India in 1947.
6. In 1948 Gandhi was killed.

Task 2 – Poster

Create a poster to show what you have learnt about Mohandas Gandhi. Share your poster with your teacher on Seesaw.

Extra ideas

Get involved with Blue Peter's six badges of summer. Lots of activities and ideas can be found on the website, you might even be rewarded with a Blue Peter badge!

<https://www.bbc.co.uk/cbbc/joinin/six-badges-of-summer-wall-chart>



- PE with Joe Wicks <https://www.youtube.com/watch?v=IEWcBIvqjDk>
- Cosmic Kids Yoga <https://www.cosmickids.com/category/watch/>
- GoNoodle <https://www.gonoodle.com/>

Please find support and resource sheets on the website to help you.
Continue to check the website as it will be regularly updated.